

PharmLabs San Diego Certificate of Analysis

3421 Hancock St, Second Floor, San Diego, CA 92110 | License: C8-0000098-LIC  
ISO/IEC 17025:2017 Acc. L17-427-1 #85368



Sample **Level Up - Sour Pebbles**

Sample ID	SD240220-016 (91264)	Matrix	Concentrate (Inhalable Cannabis Good)
Tested for	Call Extrax		
Sampled	-	Received	Feb 19, 2024
Analyses executed	CANX, RES, MIBIG, MTO, PES, HME, FVI, D9C	Reported	Feb 22, 2024

**Summary D9C:** The total Δ9-THC content in this sample is 0.00%. For the most accurate Δ9-THC concentration, refer to the GC MS/MS section of this COA. This sample was tested using HPLC and GC MS/MS. HPLC analysis can yield inconsistent results for Δ8-THC and Δ9-THC due to isomer interference. GC MS/MS was employed to avoid this issue. Please note, if THCa is present, the Δ9-THC level measured by GC MS/MS might be higher due to decarboxylation.

D9C - D9 Confirmation Analysis

Analyzed Feb 21, 2024 | Instrument GC MS/MS | Method SOP-D9C  
The expanded Uncertainty of the analysis is approximately ±7.806% at the 95% Confidence Level

Analyte	LOD mg/g	LOQ mg/g	Result %	Result mg/g
Δ9-Tetrahydrocannabinol (Δ9-THC)	0.387	1.174	0.00	0.00

CANX - Cannabinoids Analysis

Analyzed Feb 21, 2024 | Instrument HPLC-VWD | Method SOP-001  
The expanded Uncertainty of the Cannabinoid analysis is approximately ±7.806% at the 95% Confidence Level


Analyte	LOD mg/g	LOQ mg/g	Result %	Result mg/g
11-Hydroxy-Δ8-Tetrahydrocannabinavarin (11-Hyd-Δ8-THCV)	0.013	0.041	ND	ND
Cannabidiarcin (CBDO)	0.002	0.007	ND	ND
Abnormal Cannabidiarcin (a-CBDO)	0.01	0.031	ND	ND
(±)-9b-Hydroxy-Hexahydrocannabinol (9b-HHC)	0.012	0.036	ND	ND
11-Hydroxy-Δ8-Tetrahydrocannabinol (11-Hyd-Δ8-THC)	0.007	0.021	ND	ND
Cannabidiolic Acid (CBDA)	0.001	0.16	ND	ND
Cannabigerol Acid (CBGA)	0.001	0.16	ND	ND
Cannabigerol (CBG)	0.001	0.16	ND	ND
Cannabidiol (CBD)	0.001	0.16	2.03	20.31
1(S)-THD (s-THD)	0.013	0.041	ND	ND
1(R)-THD (r-THD)	0.025	0.075	ND	ND
Tetrahydrocannabivarin (THCV)	0.001	0.16	ND	ND
Δ8-tetrahydrocannabivarin (Δ8-THCV)	0.021	0.064	0.88	8.79
Cannabidihexol (CBDH)	0.005	0.16	ND	ND
Tetrahydrocannabinutol (Δ9-THCB)	0.013	0.038	2.10	21.04
Cannabinol (CBN)	0.001	0.16	4.02	40.18
Cannabidiaphoral (CBDP)	0.015	0.047	ND	ND
exo-THC (exo-THC)	0.005	0.16	ND	ND
Tetrahydrocannabinol (Δ9-THC)	0.003	0.16	0.72	7.24
Δ8-tetrahydrocannabinol (Δ8-THC)	0.004	0.16	55.09	550.94
(6aR,9S)-Δ10-Tetrahydrocannabinol ((6aR,9S)-Δ10)	0.015	0.16	ND	ND
Hexahydrocannabinol (S Isomer) (9s-HHC)	0.017	0.16	ND	ND
(6aR,9R)-Δ10-Tetrahydrocannabinol ((6aR,9R)-Δ10)	0.007	0.16	ND	ND
Hexahydrocannabinol (R Isomer) (9r-HHC)	0.016	0.16	ND	ND
Tetrahydrocannabinolic Acid (THCA)	0.001	0.16	0.10	0.96
Δ9-Tetrahydrocannabihexol (Δ9-THCH)	0.024	0.071	ND	ND
Cannabinol Acetate (CBNO)	0.014	0.043	0.38	3.79
Δ9-Tetrahydrocannabiphoral (Δ9-THCP)	0.017	0.16	0.60	6.02
Δ8-Tetrahydrocannabiphoral (Δ8-THCP)	0.041	0.16	1.82	18.21
Cannabicitran (CBT)	0.005	0.16	0.62	6.15
Δ8-THC-O-acetate (Δ8-THCO)	0.076	0.16	ND	ND
9(S)-HHCP (s-HHCP)	0.031	0.094	ND	ND
Δ9-THC-O-acetate (Δ9-THCO)	0.066	0.16	ND	ND
9(R)-HHCP (r-HHCP)	0.026	0.079	ND	ND
9(S)-HHC-O-acetate (s-HHCO)	0.005	0.16	ND	ND
9(R)-HHC-O-acetate (r-HHCO)	0.008	0.025	ND	ND
3-octyl-Δ8-Tetrahydrocannabinol (Δ8-THC-C8)	0.067	0.204	ND	ND
Total THC ( THCa * 0.877 + Δ9THC )			0.81	8.08
Total THC + Δ8THC + Δ10THC ( THCa * 0.877 + Δ9THC + Δ8THC + Δ10THC )			55.90	559.02
Total CBD ( CBDA * 0.877 + CBD )			2.03	20.31
Total CBG ( CBGa * 0.877 + CBG )			ND	ND
Total HHC ( 9r-HHC + 9s-HHC )			ND	ND
Total Cannabinoids Analyzed			68.35	683.51

HME - Heavy Metals Analysis

Analyzed Feb 22, 2024 | Instrument ICP/MSMS | Method SOP-005

Analyte	LOD ug/g	LOQ ug/g	Result ug/g	Limit ug/g
Arsenic (As)	0.0009	0.0027	ND	1.5
Cadmium (Cd)	0.0005	0.0015	ND	0.5
Mercury (Hg)	0.0058	0.0174	ND	3
Lead (Pb)	0.0006	0.0018	ND	0.5
Nickel (Ni)	6.0e-05	0.0002	NT	

UI Unidentified  
ND Not Detected  
N/A Not Applicable  
NT Not Reported  
LOD Limit of Detection  
<LOQ Detected  
>ULOL Above upper limit of linearity  
CFU/g Colony Forming Units per 1 gram  
TNTC Too Numerous to Count



Scan the QR code to verify authenticity.

Authorized Signature

Brandon Starr

Brandon Starr, Lab Manager  
Thu, 22 Feb 2024 16:20:53 -0800

PharmLabs San Diego | 3421 Hancock St, Second Floor, San Diego, CA 92110 | 619.356.0898 | ISO/IEC 17025:2017 Acc. L17-427-1



\*This report shall not be reproduced except in full, without the written approval of the lab. This report is for informational purposes only and should not be used to diagnose, treat or prevent any disease. Results are only for samples and batches indicated. Results are reported on an "as received" basis, unless indicated otherwise. When a Pass/Fail status is reported, that status is intended to be in accordance with federal, state and local laws which are required for the customer to be in compliance. The measurement of uncertainty is not included in the Pass/Fail evaluation unless explicitly required by federal, state or local laws and has been reported on the certificate of analysis. Measurement of uncertainty is available upon request.

MIBIG - Microbial Analysis

Analyzed Feb 22, 2024 | Instrument qPCR and/or Plating | Method SOP-007


Analyte	LOD	LOQ	Result CFU/g	Limit	Analyte	LOD	LOQ	Result CFU/g	Limit
Shiga toxin-producing Escherichia Coli			ND	ND per 1 gram	Salmonella spp.			ND	ND per 1 gram
Aspergillus fumigatus			ND	ND per 1 gram	Aspergillus flavus			ND	ND per 1 gram
Aspergillus niger			ND	ND per 1 gram	Aspergillus terreus			ND	ND per 1 gram

MTO - Mycotoxin Analysis

Analyzed Feb 22, 2024 | Instrument LC/MSMS | Method SOP-004

Analyte	LOD ug/kg	LOQ ug/kg	Result ug/kg (ppb)	Limit ug/kg	Analyte	LOD ug/kg	LOQ ug/kg	Result ug/kg (ppb)	Limit ug/kg
Ochratoxin A	5.0	20.0	ND	20	Aflatoxin B1	2.5	5.0	ND	-
Aflatoxin B2	2.5	5.0	ND	-	Aflatoxin G1	2.5	5.0	ND	-
Aflatoxin G2	2.5	5.0	ND	-	Total Aflatoxins	10.0	20.0	ND	20

UI Unidentified  
ND Not Detected  
N/A Not Applicable  
NT Not Reported  
LOD Limit of Detection  
LOQ Limit of Quantification  
<LOQ Detected  
>ULOL Above upper limit of linearity  
CFU/g Colony Forming Units per 1 gram  
TNTC Too Numerous to Count



Scan the QR code to verify authenticity.

Authorized Signature

Brandon Starr

Brandon Starr, Lab Manager  
Thu, 22 Feb 2024 16:20:53 -0800

PES - Pesticides Analysis

Analyzed Feb 22, 2024 | Instrument LC/MSMS GC/MSMS | Method SOP-003

Analyte	LOD ug/g	LOQ ug/g	Result ug/g	Limit ug/g	Analyte	LOD ug/g	LOQ ug/g	Result ug/g	Limit ug/g
Aldicarb	0.0078	0.02	ND	0.0078	Carbofuran	0.01	0.02	ND	0.01
Dimethoate	0.01	0.02	ND	0.01	Etofenprox	0.02	0.1	ND	0.02
Fenoxycarb	0.01	0.02	ND	0.01	Thiachloprid	0.01	0.02	ND	0.01
Daminozide	0.01	0.03	ND	0.01	Dichlorvos	0.02	0.07	ND	0.02
Imazalil	0.02	0.07	ND	0.02	Methiocarb	0.01	0.02	ND	0.01
Spiroxamine	0.01	0.02	ND	0.01	Coumaphos	0.01	0.02	ND	0.01
Fipronil	0.01	0.1	ND	0.01	Paclobutrazol	0.01	0.03	ND	0.01
Chlorpyrifos	0.01	0.04	ND	0.01	Ethoprophos (Prophos)	0.01	0.02	ND	0.01
Baygon (Propoxur)	0.01	0.02	ND	0.01	Chlordane	0.04	0.1	ND	0.04
Chlorfenapyr	0.03	0.1	ND	0.03	Methyl Parathion	0.02	0.1	ND	0.02
Mevinphos	0.03	0.08	ND	0.03	Abamectin	0.03	0.08	ND	0.1
Acephate	0.02	0.05	ND	0.1	Acetamiprid	0.01	0.05	ND	0.1
Azoxystrobin	0.01	0.02	ND	0.1	Bifenazote	0.01	0.05	ND	0.1
Bifenthrin	0.02	0.35	ND	3	Boscalid	0.01	0.03	ND	0.1
Carbaryl	0.01	0.02	ND	0.5	Chlorantraniliprole	0.01	0.04	ND	10
Clofentezine	0.01	0.03	ND	0.1	Diazinon	0.01	0.02	ND	0.1
Dimethomorph	0.02	0.06	ND	2	Etoxazole	0.01	0.05	ND	0.1
Fenpyroximate	0.02	0.1	ND	0.1	Flonicamid	0.01	0.02	ND	0.1
Fludioxonil	0.01	0.05	ND	0.1	Hexythiazox	0.01	0.03	ND	0.1
Imidacloprid	0.01	0.05	ND	5	Kresoxim-methyl	0.01	0.03	ND	0.1
Malathion	0.01	0.05	ND	0.5	Metalaxyl	0.01	0.02	ND	2
Methomyl	0.02	0.05	ND	1	Myclobutanil	0.02	0.07	ND	0.1
Naled	0.01	0.02	ND	0.1	Oxamyl	0.01	0.02	ND	0.5
Permethrin	0.01	0.02	ND	0.5	Phosmet	0.01	0.02	ND	0.1
Piperonyl Butoxide	0.02	0.06	ND	3	Propiconazole	0.03	0.08	ND	0.1
Prallethrin	0.02	0.05	ND	0.1	Pyrethrin	0.05	0.41	ND	0.5
Pyridaben	0.02	0.07	ND	0.1	Spinosad A	0.01	0.05	ND	0.1
Spinosad D	0.01	0.05	ND	0.1	Spiromesifen	0.02	0.06	ND	0.1
Spirotetramat	0.01	0.02	ND	0.1	Tebuconazole	0.01	0.02	ND	0.1
Thiamethoxam	0.01	0.02	ND	5	Trifloxystrobin	0.01	0.02	ND	0.1
Acequinocyl	0.02	0.09	ND	0.1	Captan	0.01	0.02	ND	0.7
Cypermethrin	0.02	0.1	ND	1	Cyfluthrin	0.04	0.1	ND	2
Fenhexamid	0.02	0.07	ND	0.1	Spinetoram J.L	0.02	0.07	ND	0.1
Pentachloronitrobenzene	0.01	0.1	ND	0.1					

RES - Residual Solvents Analysis

Analyzed Feb 21, 2024 | Instrument GC/FID with Headspace Analyzer | Method SOP-006


Analyte	LOD ug/g	LOQ ug/g	Result ug/g	Limit ug/g	Analyte	LOD ug/g	LOQ ug/g	Result ug/g	Limit ug/g
Propane (Prop)	0.4	40.0	ND		Butane (But)	0.4	40.0	ND	
Methanol (Metha)	0.4	40.0	ND		Ethylene Oxide (EthOx)	0.4	0.8	ND	
Pentane (Pen)	0.4	40.0	ND		Ethanol (Ethan)	0.4	40.0	ND	
Ethyl Ether (EthEt)	0.4	40.0	ND		Acetone (Acet)	0.4	40.0	ND	
Isopropanol (2-Pro)	0.4	40.0	ND		Acetonitrile (Acetonit)	0.4	40.0	ND	
Methylene Chloride (MetCh)	0.4	0.8	ND		Hexane (Hex)	0.4	40.0	ND	
Ethyl Acetate (EthAc)	0.4	40.0	ND		Chloroform (Clo)	0.4	0.8	ND	
Benzene (Ben)	0.4	0.8	ND		1-2-Dichloroethane (12-Dich)	0.4	0.8	ND	
Heptane (Hep)	0.4	40.0	ND		Trichloroethylene (TriClIEth)	0.4	0.8	ND	
Toluene (Toluene)	0.4	40.0	ND		Xylenes (Xyl)	0.4	40.0	ND	

FVI - Filth & Foreign Material Inspection Analysis

Analyzed Feb 19, 2024 | Instrument Microscope | Method SOP-010

Analyte / Limit	Result	Analyte / Limit	Result
> 1/4 of the total sample area covered by sand, soil, cinders, or dirt	ND	> 1/4 of the total sample area covered by mold	ND
> 1 insect fragment, 1 hair, or 1 count mammalian excreta per 3g	ND	> 1/4 of the total sample area covered by an imbedded foreign material	ND

UI Unidentified  
ND Not Detected  
N/A Not Applicable  
NT Not Reported  
LOD Limit of Detection  
LOQ Limit of Quantification  
<LOQ Detected  
>ULOL Above upper limit of linearity  
CFU/g Colony Forming Units per 1 gram  
TNTC Too Numerous to Count



Scan the QR code to verify authenticity.

Authorized Signature

Brandon Starr

Brandon Starr, Lab Manager  
Thu, 22 Feb 2024 16:20:53 -0800

PharmLabs San Diego | 3421 Hancock St, Second Floor, San Diego, CA 92110 | 619.356.0898 | ISO/IEC 17025:2017 Acc. L17-427-1



\*This report shall not be reproduced except in full, without the written approval of the lab. This report is for informational purposes only and should not be used to diagnose, treat or prevent any disease. Results are only for samples and batches indicated. Results are reported on an "as received" basis, unless indicated otherwise. When a Pass/Fail status is reported, that status is intended to be in accordance with federal, state and local laws which are required for the customer to be in compliance. The measurement of uncertainty is not included in the Pass/Fail evaluation unless explicitly required by federal, state or local laws and has been reported on the certificate of analysis. Measurement of uncertainty is available upon request.